



First accessing of online banking with VR SecureGo plus

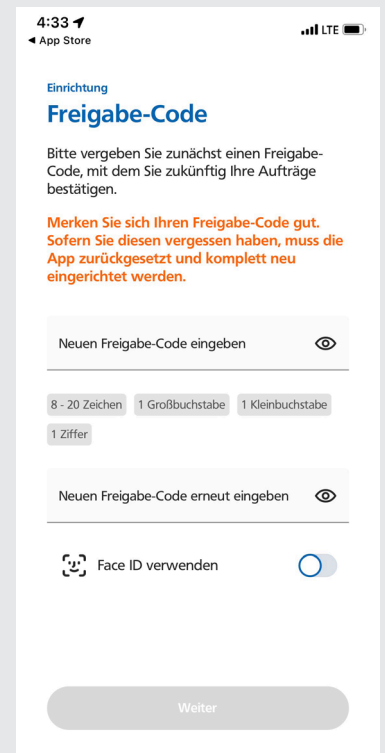
In order to use the online banking of VerbundVolksbank OWL, you will need personal access data. You will first receive your VR-NetKey from us, and then a start PIN a little later by post. For the TAN process VR SecureGo plus you will also require an activation code, which you will also receive in a letter.

STEP 1: Install and activate the VR-SecureGo-plus-app

1. Install the VR-SecureGo-plus-app on your smartphone. You can find VR SecureGo plus in the Apple App Store and the Google Play Store. When the app is started for the first time the welcome window appears. Here, tap on the button „Einrichten“.



2. Set an individual release code and confirm this. In future you can use this code to approve transactions.

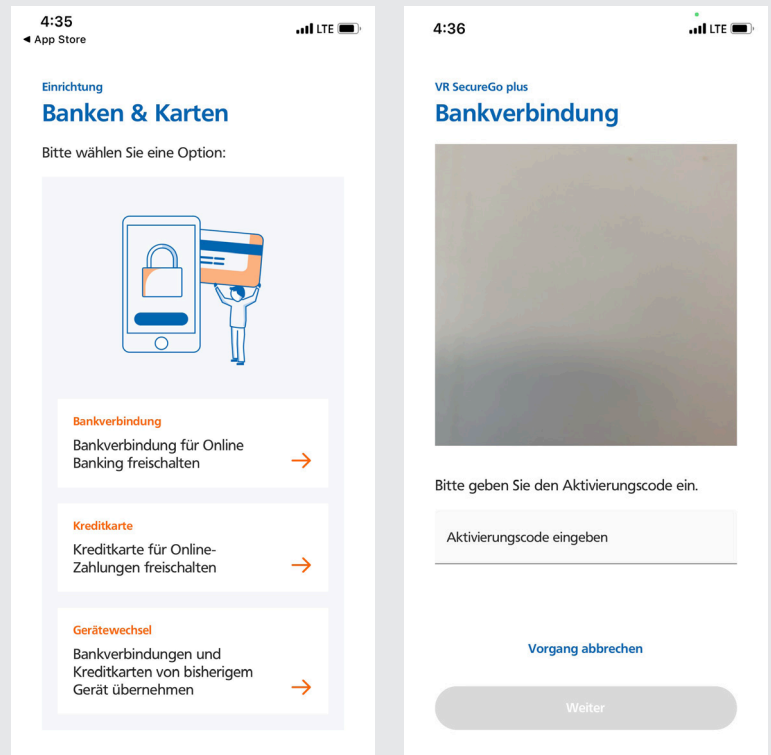


3. Setting up authorisations

You can choose whether to share anonymised data for diagnostic purposes.

If you allow push notifications you will be automatically informed as soon as a payment or online transaction requires confirmation.

4. On the following screen click on „Bankverbindung für Online-Banking freischalten“. You can then use the camera to scan in the activation code from the letter or input this manually.

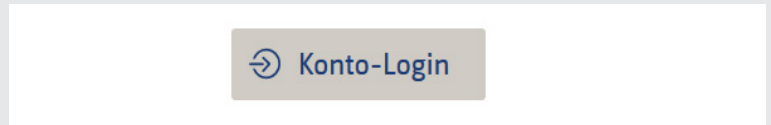


5. The app is ready to use.

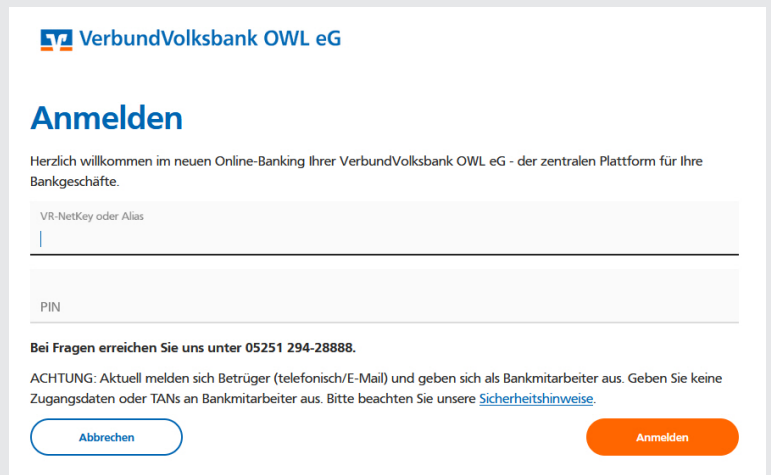
Your bank account has been recorded and the VR-SecureGo-plus-app can be used as an active TAN process for releasing your online banking transactions.

STEP 2: First login for online banking with assigning of PIN

1. Go to the internet site www.verbundvolksbank-owl.de. On the right-hand side you will find the login for online banking. Click on „Konto-Login“.



2. In the login screen that then appears, please enter your VR-NetKey. In the field „PIN“ please enter the start PIN that you have been sent. Then click on „Anmelden“.



VerbundVolksbank OWL eG

Anmelden

Herzlich willkommen im neuen Online-Banking Ihrer VerbundVolksbank OWL eG - der zentralen Plattform für Ihre Bankgeschäfte.

VR-NetKey oder Alias

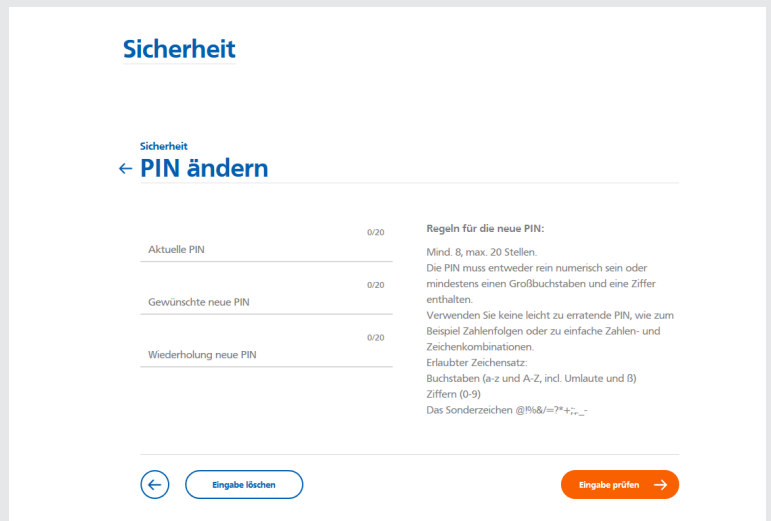
PIN

Bei Fragen erreichen Sie uns unter 05251 294-28888.

ACHTUNG: Aktuell melden sich Betrüger (telefonisch/E-Mail) und geben sich als Bankmitarbeiter aus. Geben Sie keine Zugangsdaten oder TANs an Bankmitarbeiter aus. Bitte beachten Sie unsere [Sicherheitshinweise](#).

Abbrechen Anmelden

3. You are now invited to change your preset PIN into a personal PIN. First, at „Aktuelle PIN“, enter the number you have received by post. Then assign a new PIN and confirm it in the field „Wiederholung neue PIN“. After entering it, please click on „Eingabe prüfen“.
4. The PIN change must be confirmed with the VR-SecureGo-plus-app. This successfully concludes the first login. The next time you log in please use your new personal PIN.



Sicherheit

Sicherheit ← PIN ändern

Aktuelle PIN 0/20

Gewünschte neue PIN 0/20

Wiederholung neue PIN 0/20

Regeln für die neue PIN:
 Mind. 8, max. 20 Stellen.
 Die PIN muss entweder rein numerisch sein oder mindestens einen Großbuchstaben und eine Ziffer enthalten.
 Verwenden Sie keine leicht zu erratende PIN, wie zum Beispiel Zahlenfolgen oder zu einfache Zahlen- und Zeichenkombinationen.
 Erlaubter Zeichensatz:
 Buchstaben (a-z und A-Z, incl. Umlaute und ß)
 Ziffern (0-9)
 Das Sonderzeichen @!%&/=7*+;:~_-

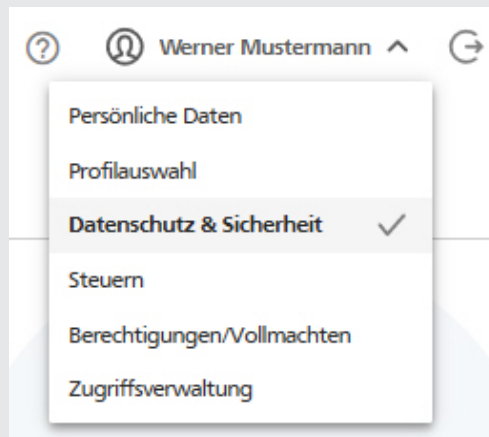
← Eingabe löschen Eingabe prüfen →

STEP 3: Assign personal username (alias)

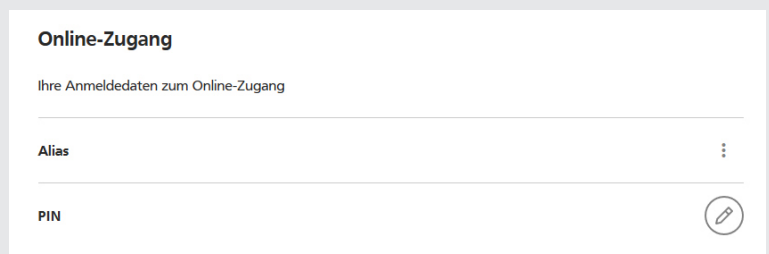
1. Personalise VR-NetKey

After your first login onto online banking we recommend you replace your VR-NetKey with a personal username. You are free to choose a username (alias) that you can remember easily.

2. In the personal section click on your name and choose the item „Datenschutz & Sicherheit“.



3. The screen „Sicherheit“ appears. In the field „Online-Zugang“ you can create and edit an alias.



More information on setting up online banking:
www.verbundvolksbank-owl.de/online-banking-einrichten

Our tip for when you're on the move – the VR Banking app
www.verbundvolksbank-owl.de/banking-app

Do you still have any questions?
 We will be happy to help you with questions regarding online banking on the telephone number: 05251 294-222

